

Colonial America

TOPIC SUMMARY

The early North American colonies were a meeting place for many different cultures. People came to the American colonies for a variety of reasons, including the pursuit of wealth, land, or religious freedom. The goals and ways of life of these different groups sometimes clashed, ending in conflict. However, America was becoming a place where people of different backgrounds and beliefs could learn to live together peacefully.

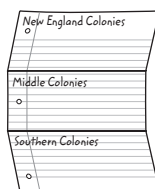
FOLDABLESTM Study Organizer

Summarizing Information This Foldable will help students summarize what they learn about the early American colonies.

Step 1 Fold a sheet of notebook paper into thirds.



Step 2 Label the three sections as shown.



Reading and Writing Take notes about the important people and events in the American colonies under the correct headings.


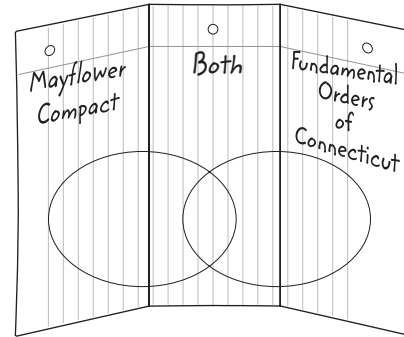
TOPIC ACTIVITY IDEAS

Assessing

Have students create the Study Foldable above and label it as shown. Then have them list facts about important people and events in the New England, Middle, and Southern colonies. Have students create a matching quiz of 10 questions using information from their Foldables. Then ask students to trade quizzes with a classmate and see how many questions they can answer correctly. Ask for several volunteers to write their quizzes on the board for everyone to try.

COMPARING AND CONTRASTING

Have students label the Trifold Foldable as shown in the diagram. Ask them to draw overlapping ovals on the Foldable to create a Venn diagram. After students study the two documents, have them record information under the appropriate labels, with points that are unique to each document. The middle section will show what the two documents have in common. Facilitate a class discussion on the activity.



LISTING

Students will record information about the different motivations and experiences of the British, French, and Spanish as they colonized North America. Students should write British Settlements, French Settlements, and Spanish Settlements at the top of each section of the Foldable. Ask them to list key people, dates, and locations in the appropriate sections.

Student Study Tip

Remind students that their Foldables throughout the course can be used as preview and review tools. Encourage them to review the information they have learned from their Foldables to study for tests. Reviewing key information will help them remember the most important facts and increase their retention.